

Name:

Date:

Scavenger Hunt

Grades 3–5



# Britannica Library Scavenger Hunt

## Greetings, Brave Explorer!

Welcome to the Britannica Library Scavenger Hunt. Your mission: complete challenges, level up, and collect badges as you discover fascinating facts. You can play alone or with a partner—team up to conquer the quest!

## Before You Begin

Check off your survival gear:

- ☐ A writing tool to record your answers
- ☐ A digital device such as a Chromebook or tablet
- ☐ Headphones

Now, grab your map, head to [library.eb.com](https://library.eb.com), and choose the **Children** level to begin your journey!

## Level 1: Explorer



**Your Mission:** Get familiar with the **Children** home page and uncover hidden gems.



**Challenge 1:** Locate the **Animal Kingdom** feature. How many groups of animals are listed?

---



**Challenge 2:** Using the **search bar in Animals A-Z**, choose the **letter O** and write down the first animal listed. In your own words, describe this rare creature.

---

---



**Bonus Challenge:** Double-click a word in the article to use the **Quick-Click Dictionary**. Write down the word you chose and its definition. Why is it important to use a tool like this when discovering new words?

---

---



**Reward:** Check your answers for Level 1 with your teacher to earn the **Explorer Badge**. Once you have completed the challenge successfully, level up to **Adventurer**!

## Level 2: Adventurer



**Your Mission:** Use the search bar to track down specific information.



**Challenge 1:** From the **Children** home page, use the search bar at the top to look up **elephant**. Click on the article, **elephant (mammal)**. What is the first image that appears?



**Challenge 2:** Use the **Navigator** on the left to discover more about your topic.


- List the tools on the **Navigator** and write a short description of what each allows you to do.




1. \_\_\_\_\_
2. \_\_\_\_\_
3. \_\_\_\_\_
4. \_\_\_\_\_
5. \_\_\_\_\_
6. \_\_\_\_\_
7. \_\_\_\_\_
8. \_\_\_\_\_

- In the **Navigator**, slide the bar from **Article** to **Related** and find an article about **mammoths**. Share one way mammoths are similar to and one way they are different from elephants.

\_\_\_\_\_  
\_\_\_\_\_


 **Bonus Challenge:** Click on the **Cite** tool in the **Navigator**. Find the **MLA** citation for the elephant article. Write down the **title** (the first word in quotation marks) and the **date it was published**.

---


 **Reward:** Check your answers for Level 2 with your teacher to earn the **Adventurer Badge**. Once you have completed the challenge successfully, level up to **Master Tracker**!

### Level 3: Master Tracker


 **Your Mission:** Dive deeper into Britannica to solve complex challenges.

 **Challenge 1:** From the **Children** home page, use the search bar to look for **volcano** and select the first article, **volcano (geology)**. Where is the world's largest active volcano?

---

 **Challenge 2:** Return to the search page for **volcano** and select **Videos** at the top. Watch the last video, "**A volcano both destroyed and preserved Pompeii**." What year did **Mount Vesuvius** in southern Italy erupt?



 **Bonus Challenge:** Return to the search page for **volcano** and select **Images** at the top. Find the picture of **Mount Erebus**, a snow-covered volcano in Antarctica. Pause to read the caption—it can share important information.

Answer the following questions:

1. What do you notice about Mount Erebus?


---

2. Why do you think this picture was chosen?

---


3. How does this picture help you understand volcanoes in a new way?

---


 **Reward:** Check your answers for Level 3 with your teacher to earn the **Master Tracker Badge**. Once you have completed the challenge successfully, level up to **Time Traveler**!

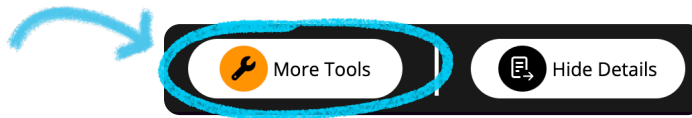
## Level 4: Time Traveler

 **Your Mission:** Travel through time with Britannica to uncover fascinating stories and learn new things.

 **Challenge 1:** From the **Children** home page, scroll down to **Explore** and click on **Biographies**. Select the **letter E** and open the article on **Amelia Earhart**. Click the **purple play button** under the image and follow along as the article is read out loud. What is the coolest thing you learned about Earhart?




 **Challenge 2:** From the **Biographies** section, select the **letter D** and open the article on **Roald Dahl**. Click the photograph to enlarge it, and then select **More Tools** at the top. Find and write down the citation for the image at the bottom. Hint: Look for the italics!



 **Bonus Challenge:** Return to the article on **Roald Dahl** and read about his life.

1. What sad event happened to him when he was just 3 years old?  
\_\_\_\_\_
2. How might this have influenced the kinds of stories he wrote as an author?  
\_\_\_\_\_

 **Reward:** Check your answers for Level 3 with your teacher to earn the **Time Traveler Badge**. Once you have completed the challenge successfully, level up to **Britannica champion**!

## My Scavenger Hunt Collector's Card



\_\_\_\_\_ 's Scavenger Hunt Collector's Card

Paste  
**Explorer**  
Badge  
Here

Paste  
**Adventurer**  
Badge  
Here

Paste  
**Master  
Tracker**  
Badge  
Here

Paste  
**Time  
Traveler**  
Badge  
Here

\_\_\_\_\_ 's Scavenger Hunt Collector's Card

Paste  
**Explorer**  
Badge  
Here

Paste  
**Adventurer**  
Badge  
Here

Paste  
**Master  
Tracker**  
Badge  
Here

Paste  
**Time  
Traveler**  
Badge  
Here

\_\_\_\_\_ 's Scavenger Hunt Collector's Card

Paste  
**Explorer**  
Badge  
Here

Paste  
**Adventurer**  
Badge  
Here

Paste  
**Master  
Tracker**  
Badge  
Here

Paste  
**Time  
Traveler**  
Badge  
Here

# Teacher Implementation Guide

## Preparing for the scavenger hunt:

1. Distribute a print or digital copy of the Britannica Library Scavenger Hunt and a Scavenger Hunt Collector's Card to each student, pair, or group, depending on your preference.
2. Cut out the badges provided on pages 8–9.
3. Make enough badge copies for each student to receive one per level.

## During the scavenger hunt:

1. After each level is completed, check students' answers using the Teacher Answer Key on page 7.
2. Have students correct any incorrect answers.
3. Once all answers are correct, give students their level badge.
4. Students will paste their badges onto their Scavenger Hunt Collector's Cards.

## Post scavenger hunt—celebrating success:

Consider the following display and celebration suggestions to recognize students' achievements, foster peer learning, and create lasting memories of their research journey through the Britannica Library Scavenger Hunt.

- Create a Badge Masters Wall in your classroom to showcase completed Scavenger Hunt Collector's Cards.
- Take photos of students with their completed cards to share on your class website or newsletter.
- Host a brief Badge Ceremony where students can present their favorite discoveries from the hunt.
- Have students partner up to share what they learned and which level they found most interesting.
- Create a class bulletin board titled "Our Britannica Adventure" featuring the completed cards and student reflections.

**Extension Activities:** These optional activities extend student learning beyond the scavenger hunt, allowing them to demonstrate their understanding through creative projects, reflection, data analysis, and review opportunities.

- Invite students to create their own scavenger hunt questions based on what they learned.
- Have students write a brief reflection about their favorite discoveries.
- Create a class graph showing which badge levels students found most challenging or interesting.
- Use completed Scavenger Hunt Collector's Cards as review material for future lessons.

# Teacher Answer Key

## Level 1: Explorer

**Challenge 1:** Eight

**Challenge 2:** Ocelot: A wild spotted cat living in the tropics and grasslands

**Bonus Challenge:** Words will vary.

## Level 2: Adventurer

**Challenge 1:** Young elephant wraps its trunk around mother's trunk.

**Challenge 2:** Cite, Send, Print, Save, Choose Reading Level, Find (related topics), Decrease Font, Increase Font, Open Dyslexic, Translate (into different languages) / Mammoths: Answers will vary.

**Bonus Challenge:** "elephant." *Britannica Library*, Encyclopædia Britannica, 19 Aug. 2024.  
[library.eb.com/levels/children/article/elephant/353093](https://library.eb.com/levels/children/article/elephant/353093). Accessed 9 Dec. 2024.

## Level 3: Master Tracker

**Challenge 1:** Kilauea, on the Big Island of Hawaii

**Challenge 2:** 79 CE

**Bonus Challenge:** Answers will vary.

## Level 4: Time Traveler

**Challenge 1:** Answers will vary.

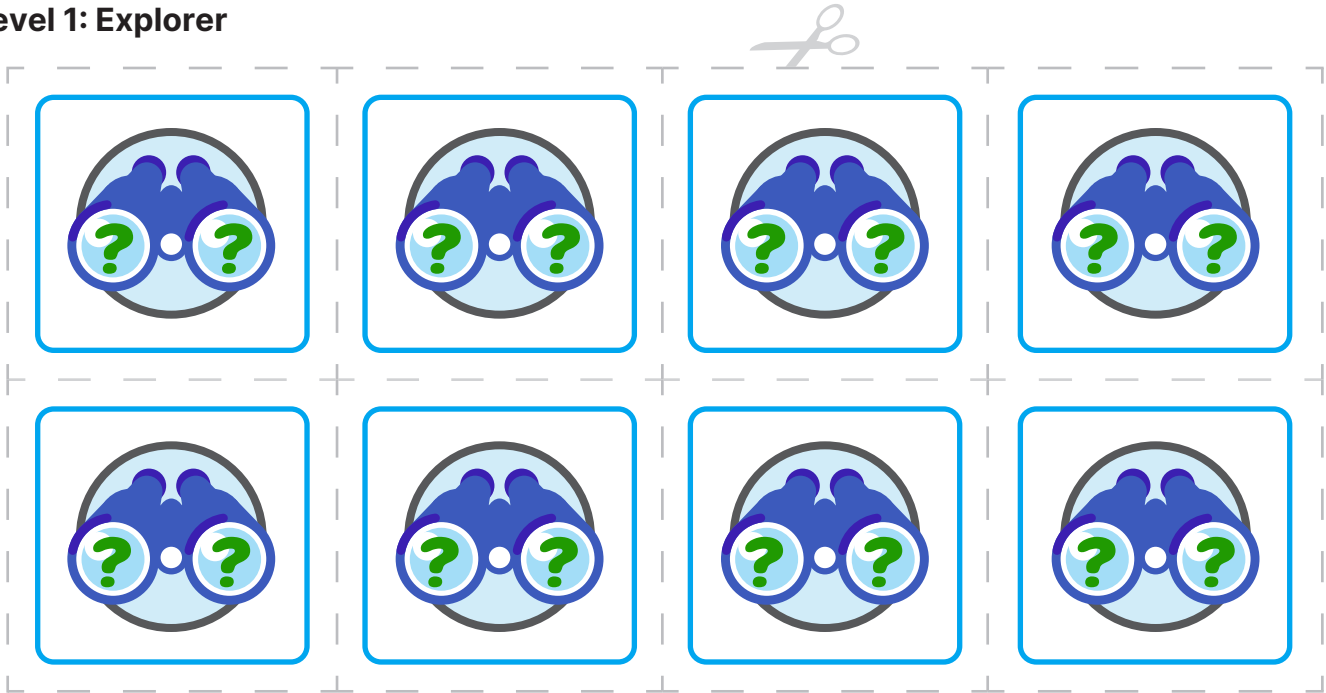
**Challenge 2:** *Carl Van Vechten Collection / Library of Congress, Washington, D.C. (LC-USZ62-116610)*

**Bonus Challenge:** His parents died. / Answers will vary.

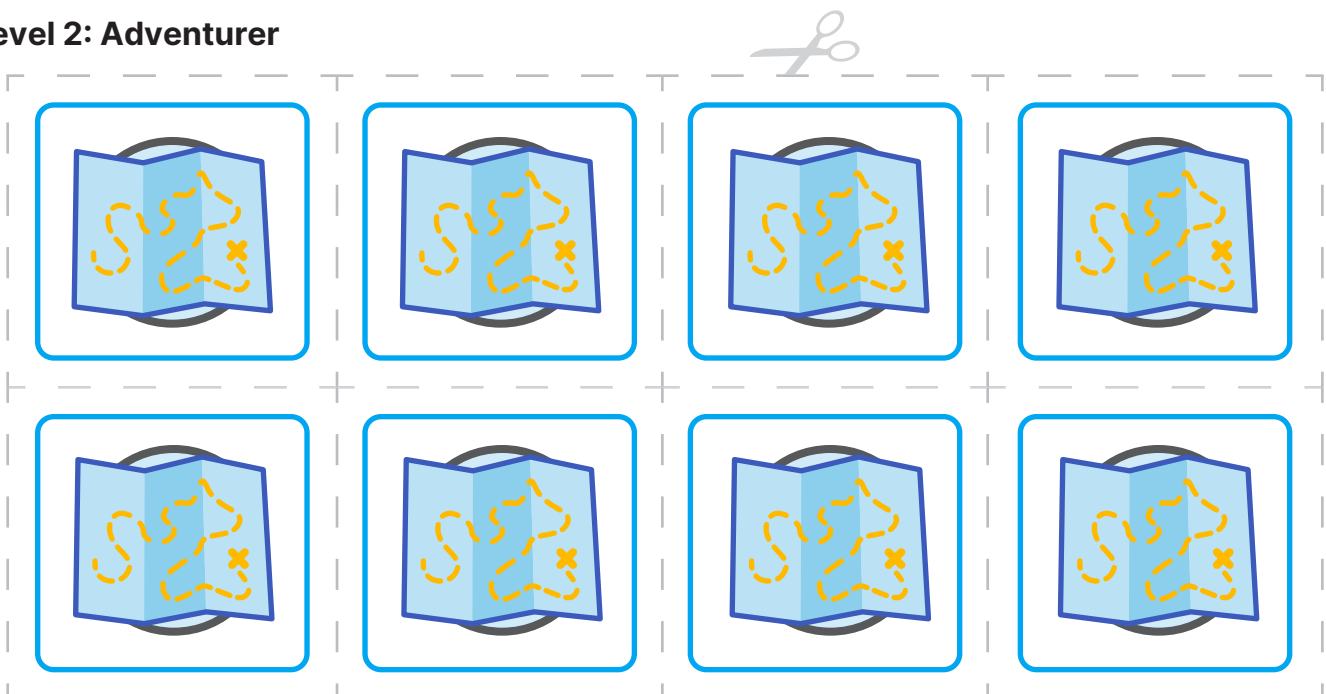
# Student Badges

As students complete levels, they will earn the badge associated with that level. Pre-cut the badges below, ensuring there are enough for every student to collect one badge for each level completed. As students complete levels, give them the corresponding badge to paste onto their Scavenger Hunt Collector's Card.

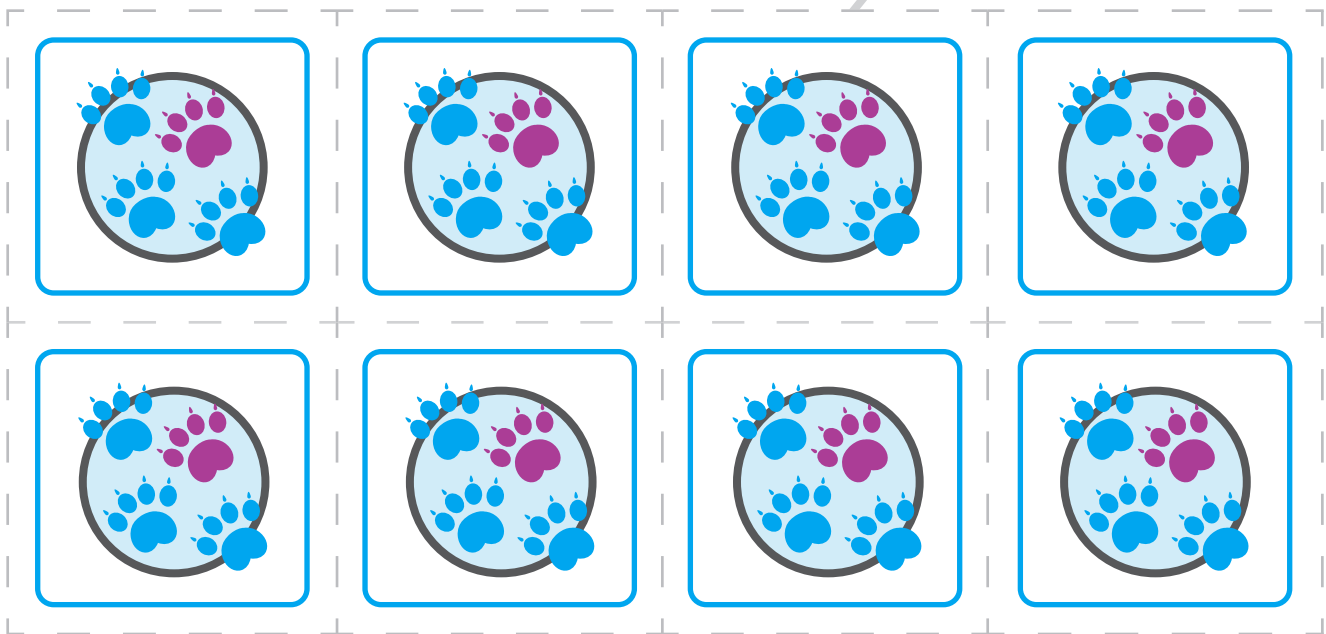
## Level 1: Explorer



## Level 2: Adventurer





**Student Badges****Level 3: Master Tracker****Level 4: Time Traveler**